



Children & Young People's Select Committee

Exclusions and Managed Transfers, Annual Report, 2022/23

Date: 19th September 2023

Key decision: No. Information item.

Ward(s) affected: N/A

Contributors: Ruth Griffiths, Head of Access, Inclusion and Participation

Julie Gorton, Exclusion and Reintegration Coordinator

Outline and recommendations

Outline

As part of its work programme the Committee has requested a report on Lewisham's exclusion performance indicators and outcomes. Officers produce this report annually as part of accountability and performance monitoring.

Recommendations

The Select Committee is asked to note the significant improvement in the work programme to support and safeguard our most vulnerable children and young people by:

- Reducing the number of fixed term and permanent exclusions from Lewisham secondary schools.
- Increasing in the number of children and young people who are reintegrated back into Lewisham schools.

1. Summary

- 1.1 This report sets out the context, legal framework and position in relation to exclusions in Lewisham. It also provides an analysis of Lewisham performance indicators and the actions that the local authority and Lewisham education providers are taking to effect progress.

2. Recommendations

- 2.1 The Select Committee is asked to note the significant improvement in the work programme to support and safeguard our most vulnerable children and young people by:
- Reducing the number of fixed term and permanent exclusions from Lewisham secondary schools.
 - Increasing in the number of children and young people who are reintegrated back into Lewisham schools.

3. Policy Context

- 3.1 Lewisham's 2022-26 Corporate Strategy will continue the fantastic work of the last four years, supporting our schools to improve and increasing the opportunities for young people in Lewisham.

4. Background to exclusions and managed transfers

4.1 What are Exclusions?

There are two types of exclusion – fixed period (suspended) and permanent (expelled). Lewisham schools are responsible for providing high-quality education provision for all children on their roll. Where it is necessary to exclude a child or young person for a fixed period, schools should set and benchmark work for the first five school days.

A suspension (fixed period exclusion) is where a child or young person is temporarily removed from school. If the suspension is longer than five school days, the school is responsible for arranging full-time education from the sixth school day onwards. The child can be removed for no more than 45 school days in one academic year.

Schools also have the authority to direct pupils to off-site provisions for reasons of behaviour, or to provide alternative education to meet specific needs. The placement must be kept under evaluation and involve parents/carers and the pupils in the assessment of his/her educational needs.

4.2 What are managed transfers?

In the best interests of the pupil and in order to avoid a permanent exclusion on a child's record Lewisham local authority and Lewisham schools offer, at the point of exclusion, an alternative intervention option. At this stage the headteacher refers the pupil to the Lewisham Fair Access Panel for a **managed transfer** to the Lewisham Pupil Referral Unit or other suitable Alternative Provision.

This referral is in line with requirements of the Government statutory guidance on permanent exclusions and a permanent exclusion letter is still issued to the pupil and the family. Most London boroughs deploy similar processes as part of an early intervention model.

4.3 A **managed transfer** means that:

- The pupil and family's option of the managed transfer is considered by the Lewisham Fair Access Panel for its legality and to understand the needs of the pupil.
- The family has the option of an alternative intervention that is in the best interests of their child and encourages a fresh start on reintegration to a mainstream school.
- The pupil does not have a permanent exclusion on their school record and the managed transfer will prevent the exclusion progressing through to the school's governing body.
- The pupil is transferred to the Pupil Referral Unit (PRU) or other appropriate Alternative Provision and will no longer be on the school roll.
- The pupil is admitted to the PRU or Alternative Provision for a range of assessments and is able to access the curriculum and other support appropriate to need.
- The pupil is monitored by the Pupil Referral Unit or Alternative Provision to consider 'school readiness' and where appropriate, an Education, Health and Care Plan assessment.
- Reintegration into a mainstream or special school is considered if and when appropriate.

Is this report easy to understand?

Please give us feedback so we can improve.

Go to <https://lewisham.gov.uk/contact-us/send-us-feedback-on-our-reports>

4.4 From September 2023 statutory guidance

The latest version of government guidance on suspensions and exclusion can be found [here](#)¹.

4.5 What has changed in this version?

New guidance and amended regulations about a headteacher's ability to cancel an exclusion before the governing board has met to consider whether the pupil should be reinstated. This practice is sometimes known as withdrawing or rescinding an exclusion. If this occurs, the parents, the governing board and the local authority, must be notified and, if relevant, the social worker and Virtual School Head Teacher (if the child is in care).

Governing board reinstatement meetings and IRPs can now be held via the use of remote access (for example, live video link) for suspension and permanent exclusions if requested by the parents, provided certain criteria are satisfied. Meetings held via the use of remote access should not be a default option and face to face meetings should always be encouraged.

5. Exclusions and how Lewisham compares

Pupil-level exclusion data for primary and secondary schools is collected once each term via the Department for Education (DfE) School Census data collection return and published in a Statistical First Release (SFR).

The national exclusion data outlined below is published in the DfE Statistical First Release (SFR) on 20th July 2023 and gives the annual exclusion data for 2021/22².

5.1 Primary exclusions (per 1,000) 2021/22

The permanent exclusion rate for Lewisham primary schools remained at **zero per cent** which was better than England at **0.02 per cent** and London and Inner London at **0.01 per cent**.

The suspension rate for Lewisham primary schools was **1.01 per cent** which is better than England at **1.42 per cent** but worse than London at **0.45 per cent** and Inner London at **0.81 per cent**. All statistical neighbour boroughs saw an increase in suspensions.

Primary	Number of permanent exclusions	Permanent exclusion rate %	Number of suspensions	suspension rate %
ENGLAND	758	0.02	66,203	1.42
INNER LONDON	8	0	1,917	0.81
OUTER LONDON	24	0.01	3,794	0.08
LONDON	32	0.45	5,711	0.45
Lewisham	0	0	236	1.01
STATISTICAL NEIGHBOURS				

¹ School suspensions and permanent exclusions - GOV.UK (www.gov.uk)

² Permanent exclusions and suspensions in England: 2021 to 2022 - GOV.UK (www.gov.uk)

Is this report easy to understand?

Please give us feedback so we can improve.

Go to <https://lewisham.gov.uk/contact-us/send-us-feedback-on-our-reports>

Hackney	0	0	114	0.60
Haringey	1	0	144	0.68
Islington	4	0.03	235	1.81
Lambeth	0	0	211	1.04
Southwark	0	0	196	0.86
Brent	1	0	194	0.74
Croydon	1	0	367	1.14
Enfield	0	0	237	0.77
Greenwich	0	0	218	0.86
Waltham Forest	1	0	234	0.94

Primary exclusions by ethnicity (per 1,000) 2021/22

The data shows **disproportionality** in Lewisham Primary schools for 'Black African', 'Black Caribbean' and 'White and Black Caribbean' background with suspensions (see Appendix 1).

5.2 Secondary exclusions (per 1,000) 2021/22

The permanent exclusion rate for Lewisham secondary schools declined slightly from **0.07** to **0.11 per cent** better than England at **0.16 per cent**, but worse than London at **0.08 per cent**.

The suspension rate for Lewisham secondary schools declined to **11.90 per cent** which was better than England at **13.96 per cent** but worse than London at **8.84 per cent** and Inner London at **9.56 per cent**.

However, most statistical neighbour boroughs saw an increase in permanent exclusions and suspensions. This can be attributed to the first academic year without the COVID pandemic disruption but also the factor of increased mental health issues as a result.

	Number of permanent exclusions	Permanent exclusion rate %	Number of suspensions	Suspension rate %
ENGLAND	15,658	0.16	498,120	13.96
LONDON	535	0.08	49,153	8.84
INNER LONDON	141	0.07	18,173	9.56
OUTER LONDON	387	0.10	30,894	8.13
Lewisham	15	0.11	1,699	11.90
STATISTICAL NEIGHBOURS				
Hackney	30	0.20	2,209	14.98
Haringey	5	0.03	1,698	10.52
Islington	7	0.08	2,001	12.84
Lambeth	14	0.09	1,414	9.07
Southwark	5	0.03	1,867	9.74
Brent	16	0.08	1,443	6.91
Croydon	14	0.06	2,529	10.55
Enfield	9	0.04	2,281	9.20
Greenwich	11	0.06	2,015	11.22
Waltham Forest	23	0.14	1,535	9.27

Secondary exclusions by ethnicity (per 1,000) 2021/22

Is this report easy to understand?

Please give us feedback so we can improve.

Go to <https://lewisham.gov.uk/contact-us/send-us-feedback-on-our-reports>

The data shows disproportionality in Lewisham Secondary schools for, 'Black African', 'Black Caribbean' and 'White and Black Caribbean' with suspensions; also for 'Black African', 'Black Caribbean' and 'White Black Caribbean' and 'White British' with permanent exclusions (see Appendix 2).

5.3 Locally collected data on permanent exclusions (PEX) and managed transfers (MT) 2022/23

Lewisham council is promptly notified by schools regarding permanent exclusions. Lewisham Council quality assure the circumstances surrounding managed transfers of pupils in Lewisham schools and where possible Lewisham residents in out of borough schools. This data is provisional may change with withdrawals or conversions to managed transfers realising for June and July permanent exclusions and which will alter the DfE First Statistical Release figures in July 2024.

As a result we can collect data for the academic year of 2022/23. In 2022/23 there were **zero** permanent exclusions from Lewisham primary schools. In 2022/23 there were **21** permanent exclusions and **24** managed transfers from Lewisham secondary schools. These numbers can be said to be slightly improved to 2021/22 figures which represented the first full year with all children attending school after Covid lockdown. The breakdown of monthly figures during 2022/23 show March, June and July as the highest months.

	Sept 2022	Oct 2022	Nov 2022	Dec 2022	Jan 2023	Feb 2023	Mar 2023	April 2023	May 2023	Jun 2023	Jul 2023
Permanent exclusion	1	1	0	2	3	2	2	1	2	2	5
Managed transfer	2	4	1	1	1	2	5	0	2	4	2

The table below shows the four-year trend in permanent exclusions and managed transfers per secondary school in Lewisham.

School name	PEX 2022 /23	MT 2022 /23	PEX 2021 /22	MT 2021 /22	PEX 2020 /21	MT 2020 /21	PEX 2019 /20	MT 2019 /20
Addey & Stanhope School	0 / 597 = 0%	1 / 597 = 0.16 %	0	2	0	3	0	1
Bonus Pastor Catholic College	0 / 923 = 0%	1 / 923 = 0.11 %	1	0	0	0	0	2
Conisborough College	0 / 846 = 0%	0 / 846 = 0%	3	1	0	0	2	4
Deptford Green School	3 / 906 = 0.33 %	3 / 906 = 0.33 %	1	0	3	0	0	1
Forest Hill School	0 / 893 =	1 / 893 =	1	0	0	7	0	0

Is this report easy to understand?

Please give us feedback so we can improve.

Go to <https://lewisham.gov.uk/contact-us/send-us-feedback-on-our-reports>

	0%	0.11 %						
Haberdashers' Hatcham College (Academy)	0 / 1107 = 0%	3 / 1107 = 0.27 %	1	1	0	2	0	5
Haberdashers' Knights Academy	6 / 1002 = 0.60 %	1 / 1006 = 0.10 %	6	5	1	1	4	3
Prendergast Ladywell School	1 / 877 = 0.11 %	1 / 877 = 0.11 %	4	1	1	0	2	1
Prendergast School	1 / 614 = 0.16 %	0 / 614 = 0%	2	0	1	0	0	1
Prendergast Vale School	0 / 588 = 0%	1 / 588 = 0.17 %	0	0	1	1	0	0
Sedgehill Academy	6 / 665 = 0.90 %	1 / 665 = 0.15 %	3	5	1	0	3	3
St Matthew Academy	3 / 862 = 0.35 %	5 / 863 = 0.58 %	0	2	2	2	5	0
Sydenham School	1 / 1179 = 0.08 %	0 / 1179 = 0%	1	5	1	5	0	2
Trinity Lewisham CE School	0 / 618 = 0%	6 / 618 = 0.97 %	0	6	0	1	1	3
TOTAL	21	24	23	28	11	22	17	26

* With percentage of exclusions against school roll (Year 7-11 census spring 2023)

5.4 Out of borough schools permanently excluding and managed transferring Lewisham residents (2022/23):

In addition there were **three** permanent exclusions and **six** managed transfers of Lewisham residents from out of borough schools in 2022/23. However, these exclusions will not be attributed to the Lewisham data by the DfE in the Statistical First Release.

Is this report easy to understand?

Please give us feedback so we can improve.

Go to <https://lewisham.gov.uk/contact-us/send-us-feedback-on-our-reports>

Southwark	
One Managed Transfer	St Thomas the Apostle (1)
One Permanent Exclusion	Harris Boys' Academy East Dulwich (1)
Bromley	
Three Managed Transfers	The Ravensbourne School (1), Harris Girls Academy (2)
Two Permanent Exclusions	The Ravensbourne School (1), Harris Academy, Bromley (1)
Greenwich	
Two Managed Transfers	Eltham Hill (1), Halley Academy (1)

5.6 Permanent exclusion and managed transfer reasons - Lewisham schools only

Reason	22/23 PEX	22/23 MT	21/22 PEX	21/22 MT	20/21 PEX	20/21 MT	19/20 PEX	19/20 MT
Drugs / alcohol	1	4	3	7	0	6	2	2
Offensive weapons / knives	3	3	4	3	2	2	1	3
Persistent disruptive behaviour	8	6	11	13	4	6	8	13
Verbal / Physical assault on another pupil	5	6	2	5	2	6	3	5
Verbal / physical assault on an adult	1	4	3	1	1	1	2	1
Sexual misconduct	1	0	0	0	2	0	1	2
Racist abuse	0	0	0	0	0	1	0	0
Damage	0	1	0	0	0	0	0	0
Theft	2	0	0	0	0	0	0	0
Other	0	0	0	0	0	0	0	0
Total	21	24	23	28	11	22	17	26

During **2022/23** the main reasons for permanent exclusion and managed transfer are **persistent disruptive behaviour** and **verbal / physical assault on another pupil**.

Persistent disruptive behaviour: Permanent exclusions – **eight** and managed transfers - **six** in 2022/23 and represents a decrease. The data for those pupils permanently excluded and managed transferred for persistent disruptive behaviour are in Year 7 (one), Year 8 (one), Year 9 (six) and Year 10 (six), varied in ethnicity and this year - nine were female.

Verbal / physical assault on another pupil: Permanent exclusions – **five** and managed transfers - **six** in 2022/23 and this represents an increase. The data for those pupils permanently excluded and managed transferred for verbal / physical assault on another pupil are in Year 7 (one), Year 8 (five) and Year 9 (six), varied in ethnicity and this year – eight were female.

Special Educational Needs (SEN): No pupil with an EHCP was permanently excluded from a Lewisham school. However, **nine** pupils permanently excluded in 2022/23 from Lewisham were receiving in school SEN support, **three** excluded for **persistent disruptive behaviour**, **two** for **physical assault on a pupil**, **two** for **offensive weapons / knives**, **one** for **sexual misconduct** and **one** for **theft**. Of the managed transfer pupils in 2022/23, **eight** were receiving in school SEN support, **two** excluded were for **persistent disruptive behaviour** and **one** for **drugs / alcohol** and **two** for **physical assault on an adult**, **two** for **physical assault on a pupil** and **one** for **damage**.

Free school meals (FSM): During 2022/23 - permanent exclusion - **10 / 21** or **48 per**

Is this report easy to understand?

Please give us feedback so we can improve.

Go to <https://lewisham.gov.uk/contact-us/send-us-feedback-on-our-reports>

cent and managed transfer **13 / 24** or **54 per cent** of those pupils were in receipt of Free School Meals (FSM), the remainder were not entitled nor registered for FSM.

- 5.5 **Permanent exclusions and managed transfers by year group - Lewisham schools only.** Permanent exclusions and managed transfers for 2022/23 were across all year groups but with a spike in Year 9 and 10. This cohort was permanently excluded or managed transferred for a variety of reasons.

Year group	PEX 2022/23	MT 2022/23	PEX 2021/22	MT 2021/22	PEX 2020/21	MT 2020/21	PEX 2019/20	MT 2019/20
Year 7	2	2	3	1	0	1	3	2
Year 8	5	6	1	6	0	3	3	2
Year 9	6	8	4	5	4	7	2	12
Year 10	7	8	9	16	5	7	5	5
Year 11	1	0	6	0	2	4	4	5
Total	21	24	23	28	11	22	17	26

- 5.6 **Permanent exclusions and managed transfers by gender – Lewisham schools only.** More boys were managed transferred, predominately for a variety of reasons, in 2022/23.

Gender	PEX 2022/23	MT 2022/23	2021/22 PEX	2021/22 MT	2019/20 PEX	2019/20 MT
Male	11	13	11	11	8	13
Female	10	11	12	17	3	8
Total	21	24	23	28	11	22

- 5.7 **Permanent exclusions and managed transfers by ethnicity – Lewisham schools only (includes percentage of ethnic breakdown per secondary cohort).** Permanent exclusions have increased to **0.22 per cent** affecting White British pupils. Permanent exclusions at **0.42 per cent** and managed transfers at **0.62 per cent** affecting Black British / Black Caribbean pupils are like 2021/22. Permanent exclusions for Black British / Black African pupils were at **0 per cent** and **0% per cent** for managed transfers which is an improvement on 2021/22.

Ethnicity	2022/23 PEX	2022/23 MT	2021/22 PEX	2021/22 MT	2020/21 PEX	2020/21 MT	2019/20 PEX	2019/20 MT
Any other Black background	1 / 436 = 0.22%	2 / 436 = 0.45%	1 / 452 = 0.02%	1 / 452 = 0.02%	0	0	1	1
Any other Mixed background	0	2 / 734 = 0.27%	2 / 652 = 0.30%	1 / 652 = 0.15%	0	0	0	1
Any other white background	2 / 749 = 0.26%	1 / 749 = 0.13%	1 / 710 = 0.14	1 / 710 = 0.14	0	3	0	1
Any other background	1 / 438 = 0.23%	3 / 438 = 0.68%	-	-	-	-	-	-
Any other Asian	0	0	0	0	0	0	4	2

Is this report easy to understand?

Please give us feedback so we can improve.

Go to <https://lewisham.gov.uk/contact-us/send-us-feedback-on-our-reports>

background								
Black African	0	0	4	3	4	3	4	4
Black British/Black Caribbean	$\frac{6}{1437} = 0.42\%$	$\frac{9}{1437} = 0.62\%$	5	12	5	9	1	7
Mixed White/Black African	0%	$\frac{1}{321} = 0.31\%$	0	1	0	1	0	0
Mixed White/Black Caribbean	$\frac{4}{614} = 0.65\%$	$\frac{1}{614} = 0.16\%$	4	2	0	1	2	4
Not Known	$\frac{2}{178} = 1.12\%$	$\frac{1}{178} = 0.56\%$	0	0	0	0	1	0
Refused	0%	$\frac{2}{305} = 0.65\%$	0	1	0	0	1	1
White British	$\frac{5}{2217} = 0.22\%$	0%	1	3	2	4	3	5
Total	21	24	23	28	11	22	17	26

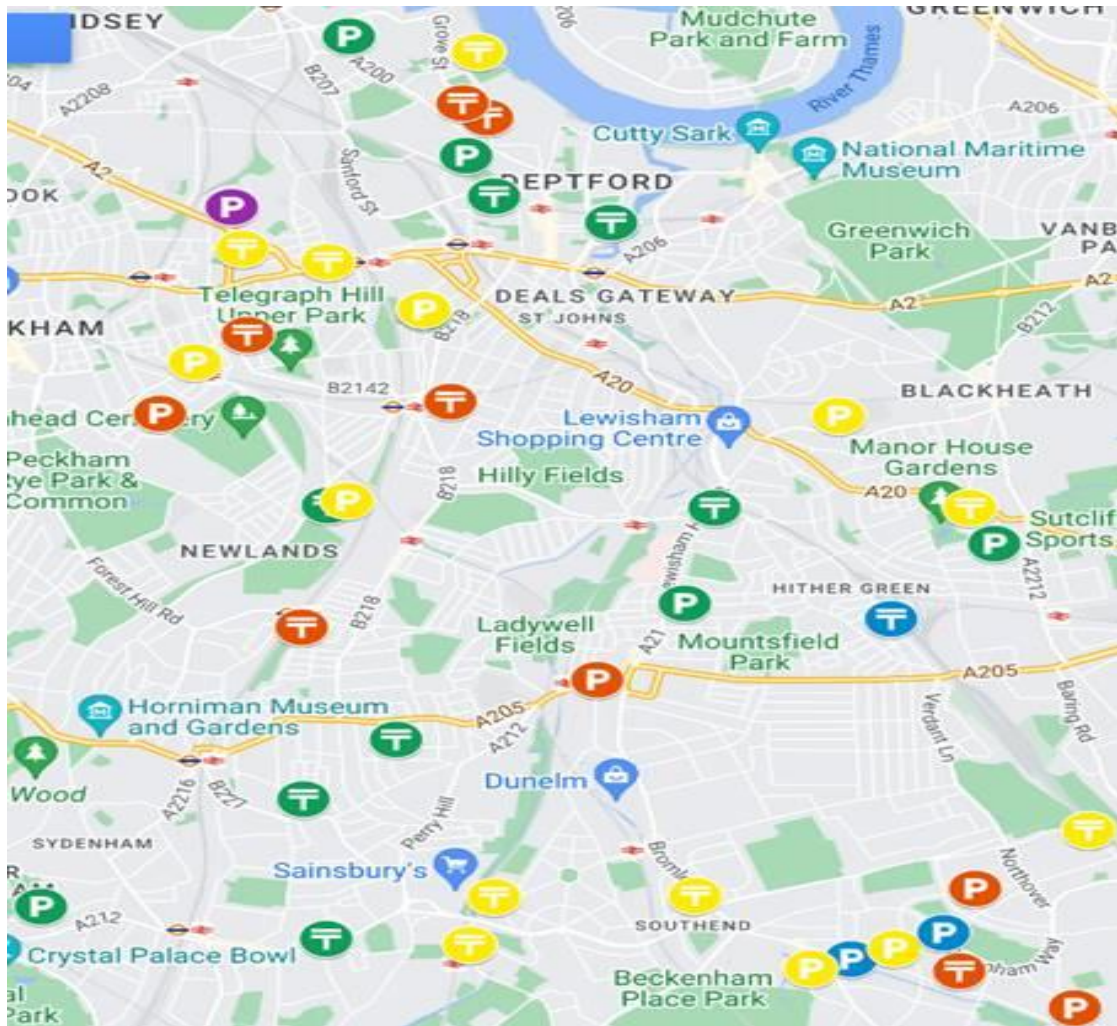
*percentage ethnicity against secondary school ethnic group population (Yr 7-11 census Spring 2023)



5.8 Permanent exclusions and managed transfers Lewisham map – Lewisham schools only

Is this report easy to understand?

Please give us feedback so we can improve.

Go to <https://lewisham.gov.uk/contact-us/send-us-feedback-on-our-reports>



	 Permanent exclusions	 Managed transfers
Year 7	Blue	
Year 8	Red	
Year 9	Yellow	
Year 10	Green	
Year 11	Purple	

5.9 Time to place

On average it takes five school days to place permanently excluded pupils into alternative provision, this is calculated from the exclusion date to the start date at the provision. This is much quicker than in previous years and is in line with the DfE guidance on placing pupils in education by the sixth day. Pupils start sooner at Abbey Manor College if the parents are fully engaged and supportive in the process. Pupils have their interview and risk assessment carried out on the same day or over two days; with pupils starting the following school day. Abbey Manor provides uniform for pupils, this speeds up their start date as there is no additional uniform costs to parents.

Whilst there is an increase in parental engagement with the local authority and Abbey Manor College, sometimes parents will delay their child's admission to Abbey Manor

Is this report easy to understand?

Please give us feedback so we can improve.

Go to <https://lewisham.gov.uk/contact-us/send-us-feedback-on-our-reports>

College in the hope they will be successful at the Governors Disciplinary Panel and have their child reinstated into school. These panels must be arranged within 15 school days of the date of the exclusion. Schools will aim to hold these panels as quickly as possible after the exclusion, ensuring less disruption to pupils' education.

It is worth noting that where parents accept a Managed Transfer their children start quicker at Abbey Manor or alternative provision due to an increase in parental engagement. This is beneficial in ensuring children are safeguarded with less disruption to their education, it also results in those children being considered for reintegration quicker than those whose admission is delayed by their parents.

5.10 **Where permanently excluded pupils are placed (2022/23)**

13 / 21 or 62 per cent of permanently excluded pupils were referred to Abbey Manor College. **One** pupil 'to be determined' and **seven** pupils were referred back to their home borough.

23 / 24 or 96 per cent of pupils managed transferred from Lewisham schools were referred to Abbey Manor College. **1 / 23 or 4 per cent** of pupils were referred to other provision - Arco Academy.

The other pupils were referred to other Alternative Provision and the reasons include:

- The pupil has vulnerabilities identified as risk to child sexual exploitation, serious youth violence, or gang influence.
- Pupils who live out of borough are referred to their home local authority for education.

5.11 **Reintegration for pupils back into Lewisham schools at Key Stage 3 and 4 (2022/23)**

Historically pupils referred to the KS4 Pupil Referral Unit (PRU) rarely had the opportunity of reintegration. It may have been attributed to the pupil's association with other services, e.g. Youth Offending Service (YOS). Also schools hold preconceptions about the pupil's ability to be reintegrated after their involvement with such services.

From the Lewisham PRU:

- In 2016/17 there were 14 in KS3 and two in KS4.
- In 2017/18 there were 29 in KS3 and 10 in KS4.
- In 2018/19 there were 24 in KS3 and 11 in KS4
- In 2019/20 there were 14 in KS3 and six in KS4. There were also four reintegrations from other Lewisham Alternative Provisions.
- In 2020/21 there were 4 at KS3 and 18 at KS4.
- In 2021/22 there were at 7 KS3 and 3 at KS4.
- In 2022/23 there were 6 KS3.

Since the Covid pandemic there has been a decline in the number of pupils reintegrated from Abbey Manor College and other alternative provisions. This is an area of work within the Inclusion Strategy Action Plan and a key focus for 2023/24.

5.12 **Conclusion and next steps to reducing exclusions**

In 2022/23 exclusion figures saw a slight improvement on the previous year, which experienced the significant and challenging impact of the Covid pandemic. Schools have continued to support their pupils facing challenges and barriers to learning and Lewisham Secondary schools withdrew a further four permanent exclusions and implemented alternative resolutions. The continued external factors that pupils face day to day and present in school have been amplified by the effects of the Covid pandemic. Persistent disruptive behaviour (possibly linked to special education need) anxiety, mental health and wellbeing and serious youth violence have continued to impact heavily on exclusions this academic year. This has been reported as similar

Is this report easy to understand?

Please give us feedback so we can improve.

Go to <https://lewisham.gov.uk/contact-us/send-us-feedback-on-our-reports>

experiences for neighbouring boroughs.

Although pupils were being reintegrated back into Lewisham schools, Abbey Manor College and other alternative provisions have reported that post-Covid, it is still taking longer for many pupils to be ready to return to mainstream schooling. They need intensive support provided by the College for longer.

The efforts of Lewisham secondary schools to avoid last resort approaches, the work of the Fair Access Panel and the Inclusion Partnership remained strong and are captured and incorporated in the Inclusion Strategy 2022-25. The Strategy includes actions:

- Continue with the programme to reduce the number of suspensions and permanent exclusions from Lewisham schools.
- Ensure pupils are actively engaged in the learning and participating in all areas of the curriculum.
- Continue to support children who are identified as vulnerable at primary to secondary school transition.
- Implement a programme to early identify children and young people who are at risk of exclusion and ensure that the Early Help Strategy supports them, ensuring the right support is provided at the right time.
- Review the work programme to successfully increase the number of children and young people who are re-integrated back into Lewisham schools.
- Continue the programme to improve levels of attendance of vulnerable children and young people attending Lewisham schools and Alternative Provision, or educated out of borough.
- Ensure that all provision accessed for Lewisham children and young people is Department for Education Registered or quality assured on an annual basis.
- Continue to develop and implement provision that fills the gaps identified.

5.13 Essential work for the year ahead will be prioritised:

Action Plan	Actions	By whom	By when
Continue with the programme to reduce the number of suspensions and permanent exclusions from Lewisham schools.	1. Focus on Lewisham schools that issue high numbers of suspensions and permanent exclusions to understand the issues and provide more targeted support, using Signs of Safety and Restorative approaches.	LA / schools	Annually – autumn term
	2. Continue to share best practice that exists and identify resources that are available to support schools to reduce exclusions and ensure that pupils achieve the best outcomes.	LA / Schools / APs	Ongoing
	3. Focus on collaboration with SEND Advisors, Lewisham Outreach Inclusion Service and Early Help – Family Thrive, Early Years Quality and Sufficiency.	LA / Schools	Ongoing
	4. Support the work of the Lewisham Tackling Race Inequality Strategy and initiatives to reduce exclusions for specific groups – Black Caribbean pupils:	LA / Schools	Ongoing

Is this report easy to understand?

Please give us feedback so we can improve.

Go to <https://lewisham.gov.uk/contact-us/send-us-feedback-on-our-reports>

	<ul style="list-style-type: none"> ▪ Deliver Tackling Race Inequality training for all Lewisham Inclusion Leads. ▪ Develop and distribute a student Questionnaire to achieve YP voice on school experience and exclusions. ▪ Lewisham Tackling Race Inequality video for Leaders. ▪ Improve early intervention and support for those who may be at risk of exclusion. This includes the Early Help Strategy offer and to work to target and tailor mental health services for Black, Asian, Minority Ethnic and Refugee (BAMER) children and young people through Lewisham’s Mental Health Support in Schools Programme. ▪ Consult with all Lewisham secondary schools to review the support for pupils at risk of exclusion and challenge the schools’ behaviour policies and teaching and learning strategies so that practice is more inclusive. 		
	5. Ensure more engagement with parents/carers to ensure that they are better guided through the process and have a voice in terms of the future education of their child or young person.	LA / Parents	Spring 2024
	6. Continue to annually review the Offensive Weapons Protocol.	LA / Schools / Safer Lewisham	Annually
	7. Continue to annually review the Fair Access Protocol.	LA / Schools	Annually

6. Financial implications

6.1 This is an information only report, as such there are no financial implications arising from this report.

7. Legal implications

Is this report easy to understand?

Please give us feedback so we can improve.

Go to <https://lewisham.gov.uk/contact-us/send-us-feedback-on-our-reports>

- 7.1 The latest guidance: *Suspension and Permanent Exclusion from maintained schools, academies and pupil referral units in England, including pupil movement, Guidance for maintained schools, academies, and pupil referral units in England, September 2022* (and until September 2023).³

8. Equalities implications

- 8.1 Under the Equality Act 2010, public authorities are required to have due regard to equality impacts when making decisions in the exercise of their functions (Public Sector Equality Duty, PSED). In particular, public authorities are required to have due regard to the need to:
- eliminate discrimination, harassment, victimisation and any other conduct that is prohibited by or under this Act;
 - advance equality of opportunity between persons who share a relevant protected characteristic and persons who do not share it;
 - foster good relations between persons who share a relevant protected characteristic and persons who do not share it.

The Equality Act 2010 identifies the following as protected characteristics for the purpose of the PSED:

- age
- disability
- gender reassignment
- pregnancy and maternity
- race (including ethnicity)
- religion or belief
- sex
- sexual orientation

- 8.2 Lewisham Education strategy 2022-2027 reflects the Council's commitment to reducing achievement gaps and negative disproportionality in educational outcomes for specific groups of children and young people. This involves recording and reporting on data around protected characteristics by groups, as presented in this report. This data informs both how we deliver our business as usual functions and the development of strategies and programmes to tackle these inequalities.

9. Background papers

Appendix 1: Lewisham primary exclusions by ethnicity (per 1,000) 2021/22

Appendix 2: Lewisham secondary exclusions by ethnicity (per 1,000) 2021/22

³ [School suspensions and permanent exclusions - GOV.UK \(www.gov.uk\)](https://www.gov.uk/government/guidance/suspension-and-permanent-exclusion-from-maintained-schools-academies-and-pupil-referral-units-in-england)

Is this report easy to understand?

Please give us feedback so we can improve.

Go to <https://lewisham.gov.uk/contact-us/send-us-feedback-on-our-reports>

10. Glossary

Term	Definition
Alternative provision	Settings that provide education for children who are unable to go to a mainstream school.
DfE	Department for Education
Suspension	Fixed period exclusion where a child or young person is temporarily removed from school
Permanent Exclusion (PEX)	where a child or young person is permanently (expelled) removed from school
Pupil referral unit	Provision for children excluded from mainstream school or in need of specialist provision because unable to attend school
SEND	Special Educational Needs and Disabilities

11. Report author and contact

- 11.1 Ruth Griffiths, Head of Access, Inclusion and Participation
ruth.griffiths@lewisham.gov.uk

Is this report easy to understand?

Please give us feedback so we can improve.

Go to <https://lewisham.gov.uk/contact-us/send-us-feedback-on-our-reports>

Appendix 1: Lewisham primary exclusions by ethnicity (per 1,000) 2021/22

Ethnicity	Permanent exclusions	Permanent exclusion rate (%)	Suspensions	Suspension rate (%)
Gypsy Roma	0.00	0.00	0.00	0.00
Mixed Total	0.00	0.00	55.00	1.34
Any other Mixed background	0.00	0.00	11.00	0.65
Asian Total	0.00	0.00	4.00	0.29
Black Caribbean	0.00	0.00	50.00	2.31
White British	0.00	0.00	30.00	0.50
Any other Asian background	0.00	0.00	3.00	0.40
Black Total	0.00	0.00	112.00	1.62
Irish	0.00	0.00	1.00	0.81
Pakistani	0.00	0.00	0.00	0.00
White and Black Caribbean	0.00	0.00	36.00	2.97
Any other white background	0.00	0.00	5.00	0.18
White and Black African	0.00	0.00	8.00	1.30
Any Other Ethnic Group	0.00	0.00	7.00	0.78
Bangladeshi	0.00	0.00	1.00	0.61
Chinese	0.00	0.00	2.00	0.59
Indian	0.00	0.00	0.00	0.00
Traveller of Irish heritage	0.00	0.00	0.00	0.00
Black African	0.00	0.00	45.00	1.26
Ethnicity Unclassified	0.00	0.00	20.00	2.22
Any other black background	0.00	0.00	17.00	1.47
White and Asian	0.00	0.00	0.00	0.00
White Total	0.00	0.00	36.00	0.41

Is this report easy to understand?

Please give us feedback so we can improve.

Go to <https://lewisham.gov.uk/contact-us/send-us-feedback-on-our-reports>

Appendix 2: Lewisham secondary exclusions by ethnicity (per 1,000) 2021/22

Ethnicity	Permanent exclusions	Permanent exclusion rate (%)	Suspensions	Suspension rate (%)
Any Other Ethnic Group	0.00	0.00	21.00	3.63
Any other white background	0.00	0.00	92.00	6.42
Bangladeshi	0.00	0.00	2.00	2.08
White and Asian	0.00	0.00	3.00	1.38
White and Black African	0.00	0.00	45.00	12.50
Any other Asian background	0.00	0.00	11.00	2.30
Any other black background	1.00	0.19	109.00	20.34
Any other Mixed background	1.00	0.12	122.00	14.06
Chinese	0.00	0.00	0.00	0.00
White Total	1.00	0.02	327.00	7.27
Black Total	7.00	0.13	902.00	16.95
Traveller of Irish heritage	0.00	0.00	0.00	0.00
Black African	3.00	0.10	352.00	12.31
Mixed Total	5.00	0.23	345.00	15.56
White and Black Caribbean	4.00	0.52	175.00	22.70
White British	1.00	0.03	232.00	7.74
Asian Total	0.00	0.00	18.00	2.33
Black Caribbean	3.00	0.16	441.00	22.89
Ethnicity Unclassified	2.00	0.28	86.00	11.91
Gypsy Roma	0.00	0.00	1.00	16.67
Indian	0.00	0.00	3.00	3.30
Irish	0.00	0.00	2.00	3.08
Pakistani	0.00	0.00	2.00	1.90

Is this report easy to understand?

Please give us feedback so we can improve.

Go to <https://lewisham.gov.uk/contact-us/send-us-feedback-on-our-reports>